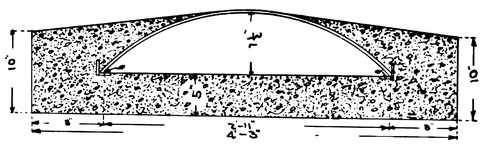

CROSS SECTION OF CULVERT AT A-A

Scale 1½"=1'

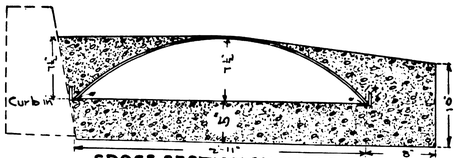

CROSS SECTION OF CULVERT AT B-B

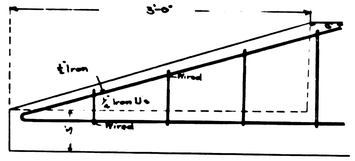

LONGITUDINAL SECTION OF WING WALL SHOWING REINFORCEMENT

Scale 1½"=1'

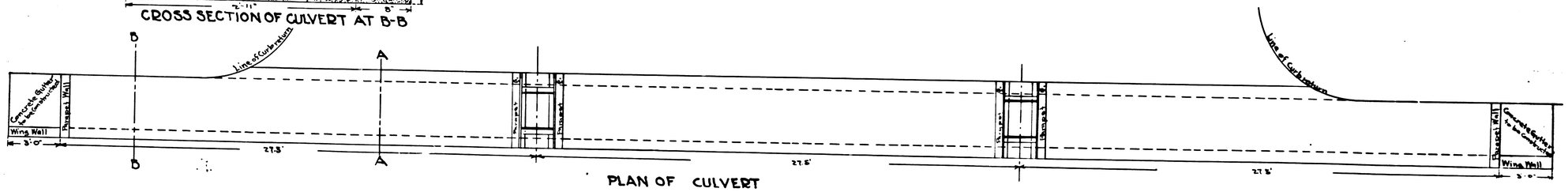

PLAN OF CULVERT

Scale 3"=1'

Note: Pacific Electric will construct 11' on each side of ℄ of Street.

ABBREVIATIONS

The Mark (') Indicates Foot or Feet

The Mark (") Indicates Inch or Inches

St. Indicates Street

℄ Indicates Center Line

The Mark (=) Indicates equals

No. Indicates Number

Concrete is Shown Thus

Culvert is Shown Thus

(a) Indicates an angle iron 1½"×1¼"×⅜"

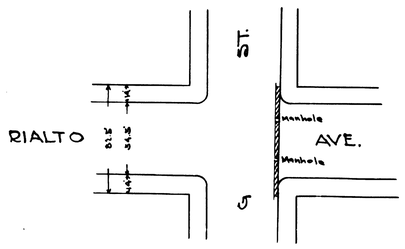

PLAN OF STREET INTERSECTION

Scale 50"=1"

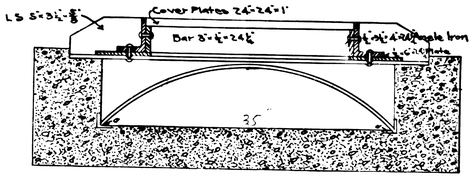

CROSS SECTION OF CULVERT AT MANHOLE

Scale 1½"=1'

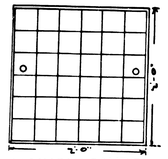

MANHOLE COVER

Cast Iron

No. 0824

PLAN OF CULVERT AT INTERSECTION OF RIALTO AVE. & G ST.

Aug. 18, 1913

F. A. Smith
City Engineer

1913

F. A. Smith